

Title I, Part D, Subpart 1

Annual Performance Overview, School Year 2011–12

Students Served by Title I, Part D, Subpart 1

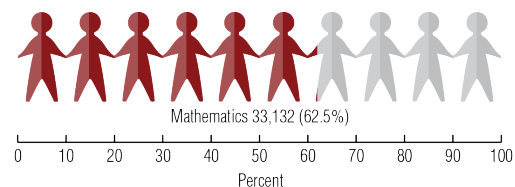
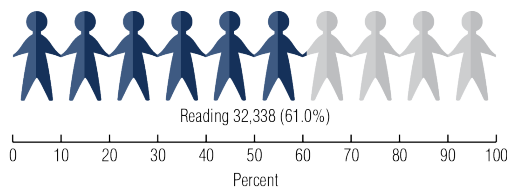
The U.S. Department of Education (ED) provides Title I, Part D, Subpart 1 (Subpart 1) funds to State Education Agencies for distribution to State Agencies as supplemental funding for the education of youth who are neglected or delinquent. In school year 2011–12, \$49.1 million was distributed for Subpart 1 programs operated by State Agencies in 50 States, Washington, DC and Puerto Rico.

Program Type	Number and Percentage of Students	Average Length of Stay (in months)
Juvenile Detention	27,522 (28%)	2.4
Juvenile Corrections	38,550 (39%)	5.1
Adult Corrections	25,631 (26%)	5.2
Neglect Programs	5,223 (5%)	5.8
Other Programs	1,569 (2%)	5.0
Total	98,495 (100%)	4.4

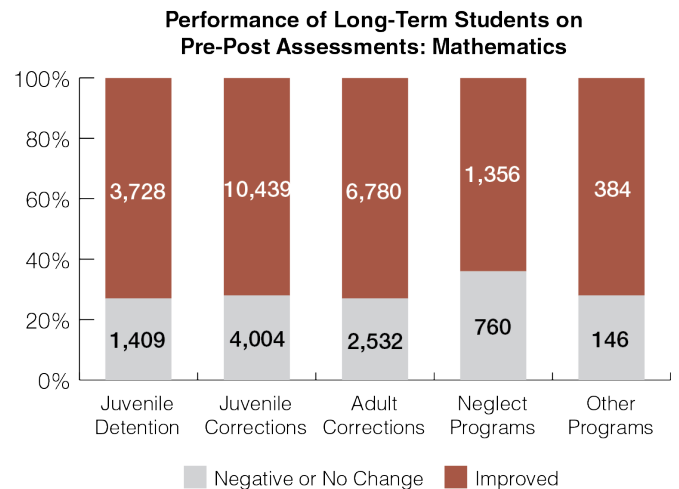
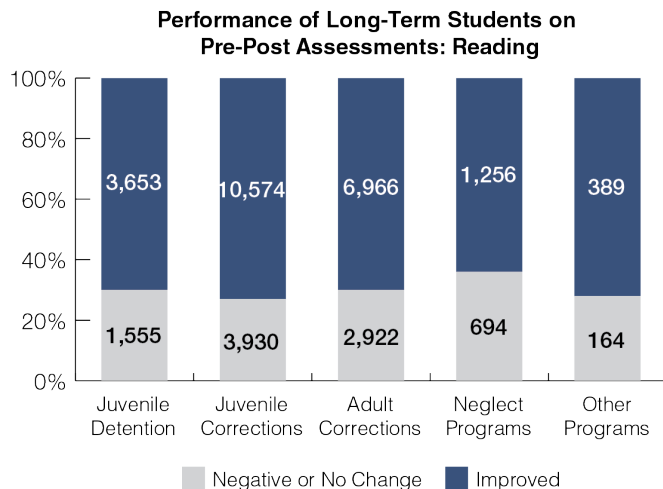
Performance of Long-Term Students in Reading and Mathematics in Subpart 1

Academic Status Upon Entry Into Subpart 1 Programs

Long-Term Students¹ Who Tested Below Grade Level Upon Entry



Academic Progress While in Subpart 1 Programs



Of students with available data, the majority of long-term students improved from pre- to posttest in reading (71%) and mathematics (72%) while enrolled in a Subpart 1 program (see figures above). However, many long-term students did not have complete pre-post assessment data (39% in reading; 41% in mathematics), so information on their academic progress is not available.

¹ Long-term students are those who were enrolled in a program for 90 consecutive calendar days or longer.



Academic Outcomes Achieved by Students Served by Subpart 1

	Juvenile Detention	Juvenile Corrections	Adult Corrections	Neglect Programs	Other Programs	Total
Earned High School Course Credits (ages 13–21)	28.6%	67.5%	6.9%	48.5%	84.3%	52.3%*
Enrolled in GED Program (ages 14–21)	5.5%	13.0%	53.7%	3.3%	11.1%	21.5%
Earned a GED or Obtained High School Diploma (ages 16–21)	6.8%	15.0%	14.8%	9.8%	14.4%	13.0%
Enrolled in Local District School (ages 6–21)	30.5%	23.9%	0.3%	19.7%	62.3%	20.0%
Accepted or Enrolled Into Postsecondary Education (ages 16–21)	0.7%	5.0%	5.2%	3.6%	8.0%	4.1%

* The U.S. total for earned high school course credits does not include adult corrections.

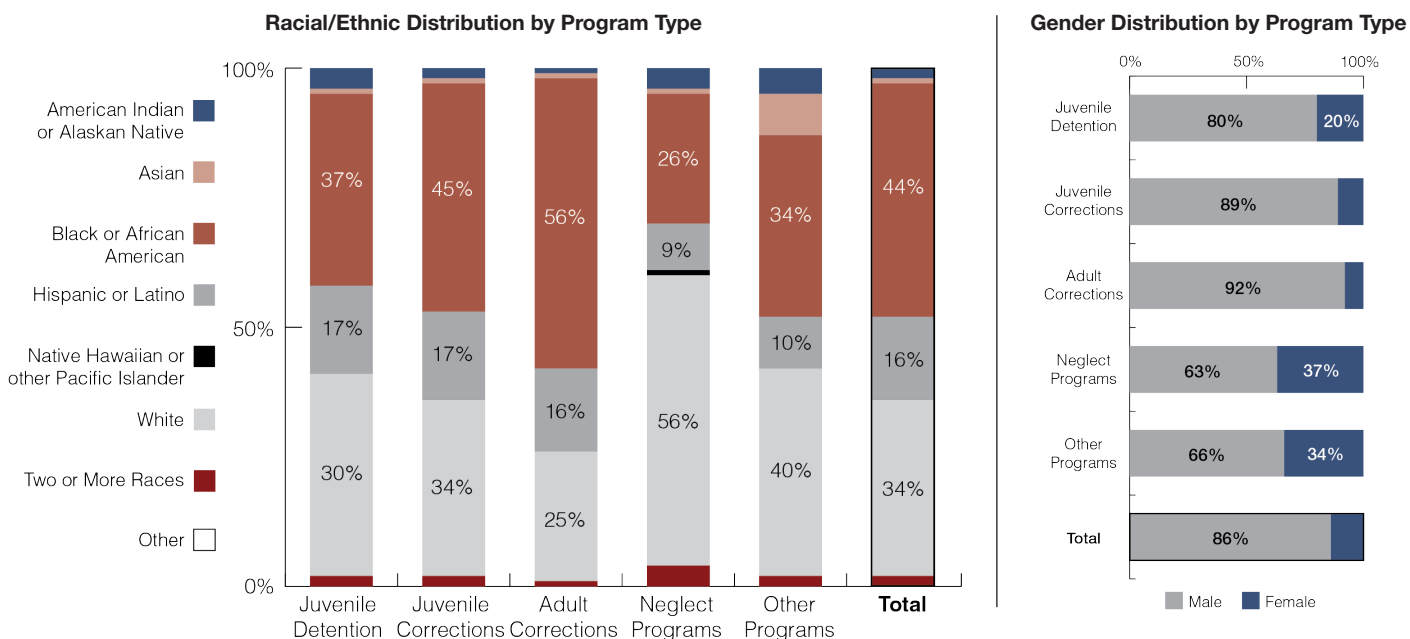
Percentages reflect the number of age-eligible students for each outcome. For more information on the age eligibility of students, go to the NDTAC Title I, Part D, data information Web page at <http://www.neglected-delinquent.org/title-i-part-d-data-context-and-methodology>.

Vocational Outcomes Achieved by Students Served by Subpart 1

	Juvenile Detention	Juvenile Corrections	Adult Corrections	Neglect Programs	Other Programs	Total
Enrolled in Job Training (ages 16–21)	10.9%	25.5%	20.0%	20.8%	33.7%	20.4%
Obtained Employment (ages 14–21)	0.8%	5.2%	3.0%	2.6%	7.9%	3.3%

Percentages reflect the number of age-eligible students for each outcome. For more information on the age eligibility of students, go to the NDTAC Title I, Part D, data information Web page at <http://www.neglected-delinquent.org/title-i-part-d-data-context-and-methodology>.

Characteristics of Students Served by Subpart 1



Age Distribution by Program Type

Program Type	3–10 Years	11–13 Years	14–18 Years	19–21 Years
Juvenile Detention	0.1%	6.0%	93.0%	0.9%
Juvenile Corrections	0.0%	2.0%	86.6%	11.4%
Adult Corrections	0.0%	0.0%	25.3%	74.7%
Neglect Programs	10.2%	12.8%	70.8%	6.1%
Other Programs	5.4%	7.0%	72.5%	15.1%
Total	0.7%	3.3%	71.3%	24.7%

More Information about Title I, Part D

Title I, Part D, is administered under ED's Office of Elementary and Secondary Education (OESE) in the Office of Student Achievement and School Accountability (SASA) Programs. For more information on the Title I, Part D, program, visit the following links:

- ED: <http://www2.ed.gov/programs/titleipartd/index.html>
- NDTAC: <http://www.neglected-delinquent.org>

The data in this performance overview are from ED's Consolidated State Performance Report (CSPR) from school year 2011–12. Additional data and information can be found at ED's CSPR (<http://www2.ed.gov/admins/lead/account/consolidated/index.html>) and ED Data Express (<http://eddataexpress.ed.gov>) Web pages, and at NDTAC's reporting and evaluation Web page.