

Federal Monitoring Update

John McLaughlin, Title I, Part D,
Federal Coordinator;
Debra Little, Program Specialist;
Dennis Rozumalski, Education
Associate (DDE)



Agenda

- Review basics of Federal monitoring
- Provide updated analyses of Federal monitoring results through fiscal year (FY) 2008–09
- Discuss strengths and areas for improvement based on results of FY 2009–10 reviews to date
- Provide coordinator perspective of Federal monitoring
- Q&A



2

Outcomes

- Understand Federal monitoring basics
- Understand how States are doing with Federal monitoring
- Get ideas on how to improve your State's compliance
- Better prepare for next Federal monitoring review



3

Federal Monitoring Basics

- Federal monitoring is the regular and systematic examination of a State's administration and implementation of Title I, Part D.
- Federal monitoring ensures that
 - All children have a fair, equal, and significant opportunity to obtain a high-quality education
 - Title I, Part D, funds are being suitably used
- Program compliance is necessary but not a sufficient condition for program performance. Thus, as a result of monitoring, ED is able to target technical assistance (TA) efforts.



4

Federal Monitoring Resources

- *Student Achievement and School Accountability Programs (SASA) Monitoring Plan for Formula Grant Programs*
 - Basics on monitoring indicators
 - Basics on monitoring process (on- and offsite reviews)
 - Descriptions of monitoring indicators
- NDTAC's *A Guide to Meeting Compliance Requirements for the Title I, Part D, Program*
 - Basics on monitoring (frequency and structure of reviews)
 - Analyses of monitoring results
 - Tips on preparing for a Title I, Part D, Federal monitoring review



5

Analyses of Monitoring Results Through FY 2008–09

Monitoring Schedule Since New Framework, FYs 2003–04 Through 2008–09

FY 2003–04	FY 2004–05	FY 2005–06	FY 2006–07	FY 2007–08	FY 2008–09
2 Reviews	17 Reviews	20 Reviews	15 Reviews	17 Reviews	19 Reviews
CA and MN	AL, AZ, CO, FL, ID, IL, IN, MD, NV, NM, NC, ND, PA, TX, VA, WA, and WI	AK, AR, DE, DC, GA, HI, KS, KY, MS, NH, NY, OK, OR, PR, SC, TN, UT, VT, WV, and WY	CA, CT, IA, <u>IN</u> , ME, MA, MI, MO, MT, <u>NV</u> , NJ, OH, RI, SD, and <u>WA</u>	AL, AZ, CO, DE, FL, ID, IL, MD, MN, NC, ND, NM, OK, PA, TX, VA, and WI	AK, AR, DC, GA, HI, KS, KY, LA, MS, NH, NY, OR, PR, SC, TN, UT, VT, WV, and WY

NOTE: Italicized and bolded State abbreviations indicate that the State was reviewed for a second time using the new framework. State abbreviations that are underlined indicate that the State was reviewed 2 years after its initial monitoring review.



6

Analyses of Monitoring Results Through FY 2008–09

Number of Findings and Recommendations

Type of Monitoring Result	Number	Number of States With at Least One Finding/Recommendation
Findings	58	27
Recommendations	36	26

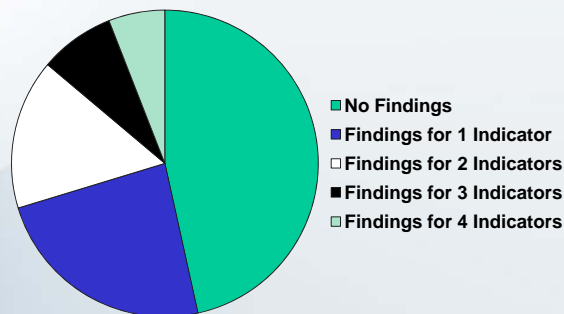
Note: Based on each State's most recent review, FY 2003–04 through FY 2008–09.



7

Analyses of Monitoring Results Through FY 2008–09

Percentage of States That Received a Finding



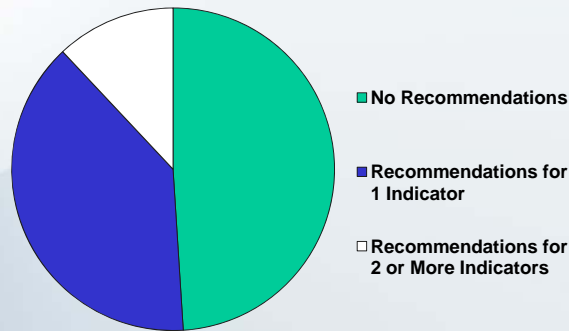
Note: Based on each State's most recent review, FY 2003–04 through FY 2008–09.



8

Analyses of Monitoring Results Through FY 2008–09

Percentage of States That Received a Recommendation

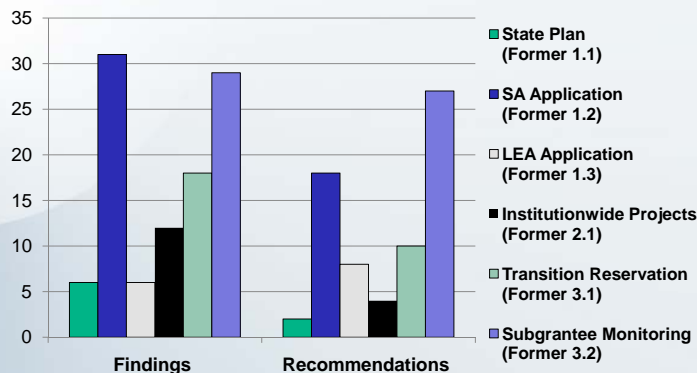


Note: Based on each State's most recent review, FY 2003–04 through FY 2008–09.



Analyses of Monitoring Results Through FY 2008–09

Percentage of States That Received a Finding or Recommendation



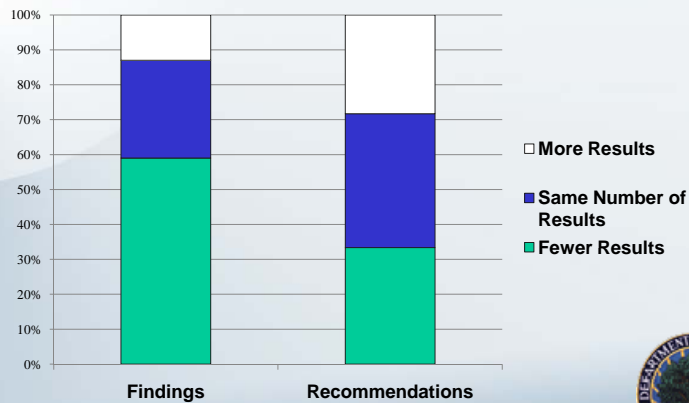
Note: Based on each State's most recent review, FY 2003–04 through FY 2008–09.

Five States received more than one finding for former Indicator 1.2. One State had more than one recommendation for former Indicator 1.2.



Analyses of Monitoring Results Through FY 2008–09

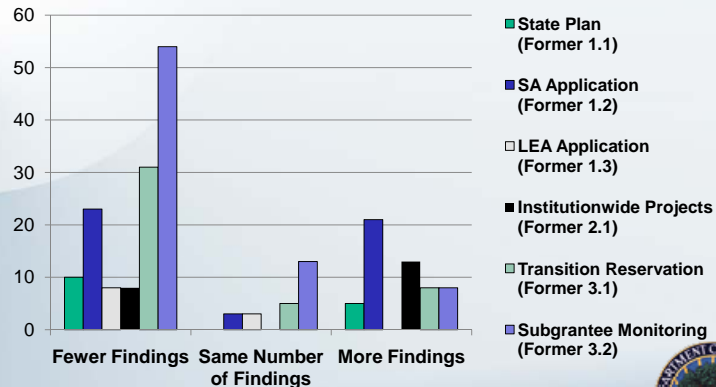
Comparison of Monitoring Results for States That Have Been Monitored Twice Since FY 2003–04



11

Analyses of Monitoring Results Through FY 2008–09

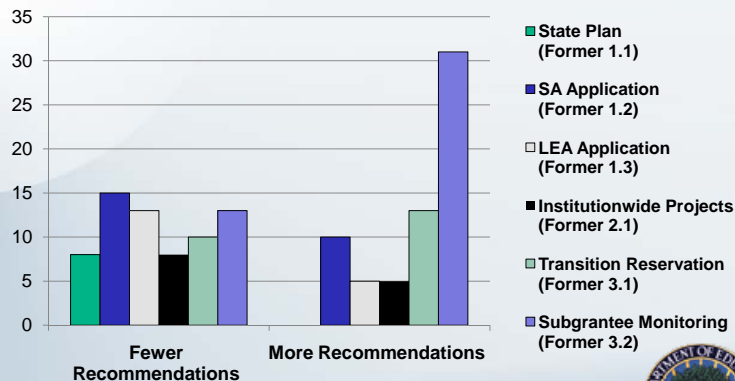
Comparison of Monitoring Results by Indicator for States That Have Been Monitored Twice Since FY 2003–04



12

Analyses of Monitoring Results Through FY 2008–09

Comparison of Monitoring Results by Indicator for States That Have Been Monitored Twice Since FY 2003–04



13

Update on FY 2009–10 Federal Monitoring

- SASA revised the indicators starting FY 2009–10
 - **Indicator 1.1:** focuses on monitoring and program evaluation (Former Indicator 3.2)
 - **Indicator 2.1:** focuses on eligible students and programs meeting Title I, Part D, Subpart 1, requirements, including institutionwide projects (IWPs) (Former Indicators 1.1, 1.2, and 2.1)
 - **Indicator 2.2:** focuses on eligible students and programs meeting Title I, Part D, Subpart 1, requirements (Former Indicator 1.3)
 - **Indicator 3.1:** focuses on compliance to State agency (SA) fiduciary requirements (Former Indicators 1.1 and 3.1)
 - **Indicator 3.2:** focuses on compliance to local education agency (LEA) fiduciary requirements



14

Recent Federal Monitoring Trends

- See John's Handout



15

Conclusion

- Congratulations on your efforts toward improving compliance—it is working!
- Keep up the good work—it is possible for each State to be 100% compliant.
- Reach out for help if needed—call NDTAC, look to resources (SASA plan and NDTAC guide on monitoring), contact ED.



16